



**Stevens**  
 ENGINEERS · PLANNERS · SURVEYORS  
 2211 O'NEIL ROAD • HUDSON, WI 54016  
 (715) 386-5819 • (651) 436-2075 • FAX: (715) 386-5879  
 www.stevensengineers.com

Consultants:

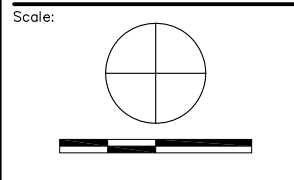
Project:  
**RUTHERFORD STATION**

Location:  
 STILLWATER, MINNESOTA

Certification:  
 I hereby certify that this plan, specification or report was prepared by me or under my direct supervision and that I am a duly licensed Engineer under the laws of the State of Minnesota.

Signature: *Jim R. Roof*  
 Registration Number: 41274  
 Date: 4/16/2014

Drawn By: JRR  
 Checked By: JRR  
 Project No.: 600-14-079  
 Date: 7/16/2014



Revisions:

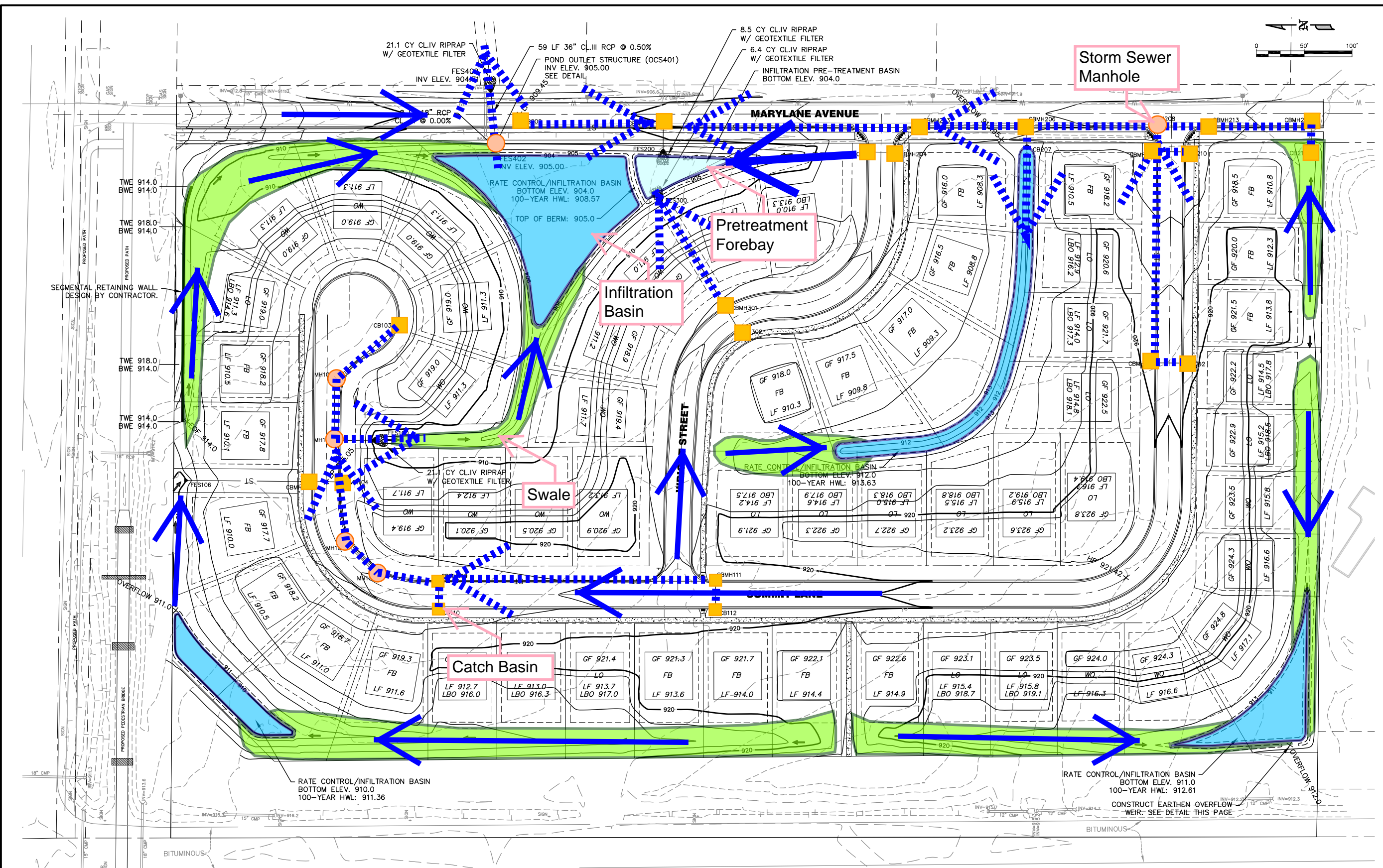
No.	Date	Description

BCWD SUBMITTAL

Sheet Title:  
**GRADING PLAN**

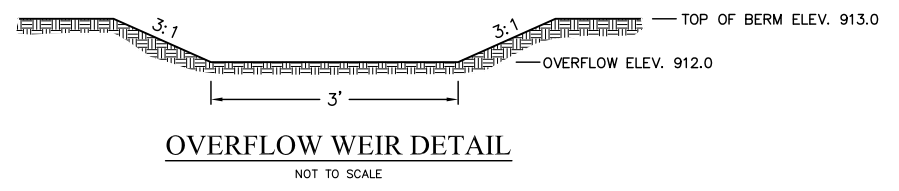
Sheet No.:  
**FIG 1.0**

© STEVENS ENGINEERS, INC. 2010. ALL RIGHTS RESERVED



**RETAINING WALL LEGEND**  
 TWE = TOP OF WALL ELEVATION  
 BWE = BOTTOM OF WALL GROUND ELEVATION

CONTRACTOR SHALL KEEP ALL CONSTRUCTION EQUIPMENT OFF AREAS IDENTIFIED AS INFILTRATION BASINS. COMPACTION OF UNDERLYING SOILS WILL DECREASE THE INFILTRATION POTENTIAL. COMPACTION MITIGATION WILL BE THE CONTRACTORS RESPONSIBILITY.



BITUMINOUS